


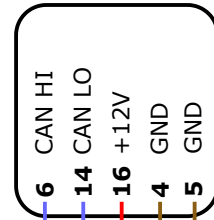
Car/ECU
CAN-Bus



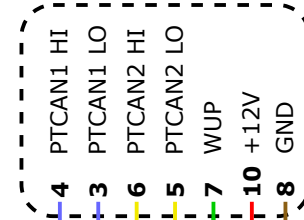
CAN-Bus termination
CAN1 & CAN2 are internally terminated (120ohm).
CAN3 is **not** internally terminated.

CAN-Bus wiring
should be done using **twisted-pair** wires to minimize interference.

OBD Connector



8HP Shifter (Optional)



WUP Source
WUP is a +12V signal only when IGN ON.
Can be taken from car IGN, car WUP, or a CANTCU Relay output.

